



S-200 Aluminium Door Series



www.spitfiredoors.co.uk



Square Pull Bar



S-200 Series standard specification includes:

- Solid Aluminium door and outer frame
- Aluminium low threshold
- Max dimensions (WxH) 1150mm x 2250mm
- Triple glazed laminated safety glass, Satin with or without clear lines
- External Pullbar 1200mm long, brushed steel
- Internal brushed steel lever handle
- Locking system - 4 hooks + 1 dead lock
- Standard solid colours Matt or Textured: Anthracite Grey, Jet Black, Signal White, Windows Grey, Light Grey, Purple Red or Light Ivory

Textured finish with CNC grooves



S-200 Series


- 60 door designs
- RAL, wood effect and textured finishes
- Marine grade powder coated finishes as standard
- Up to 1150mm x 2250mm with 68mm frame depth
- Double door option
- Triple glazed laminated glazing
- Hook lock, slam shut and electronic strike options

Grey Matt finish with steel inserts




S-200 Series Special Finishes


Select from a huge range of RAL colours, textured finishes, wood, corten and concrete effects.



S-200 Wood Effect Finishes



“Life is about using the whole box of crayons.” – RuPaul



The colours shown are for illustrative purposes only.



Round Pull Bar



Internal Handle

Winkhaus Entryguard

A purpose designed extra locking system with integral guard bar. Far stronger than a flimsy door chain and can be left permanently engaged. Provides perfect peace of mind when answering the door.



DAY LATCH OPTION

At the flick of a switch, this device enables you to leave the door on the 'latch'. Simply flick the switch back and the door is totally secure again.



AV3LATCH